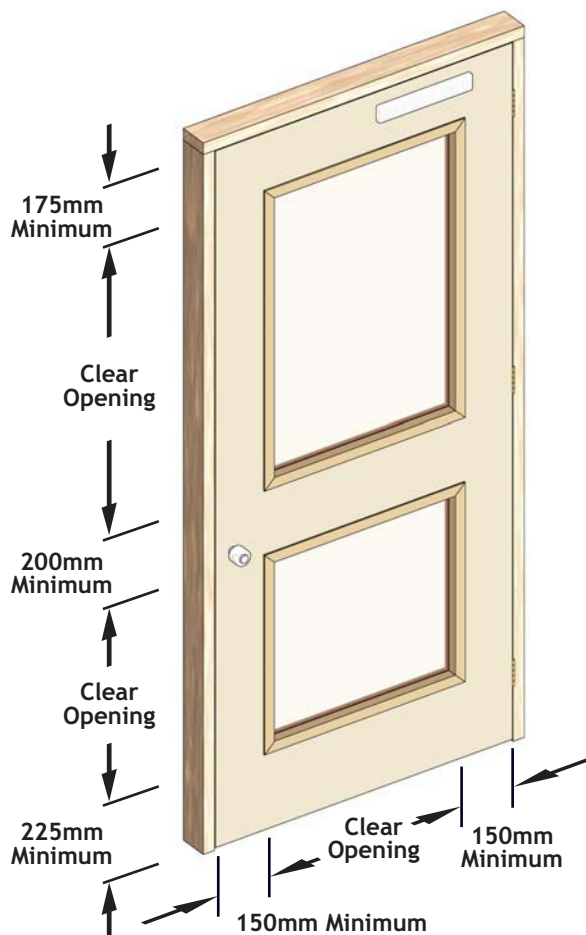


## NZFD FIRE RATED DOORSETS SYSTEM GUIDE

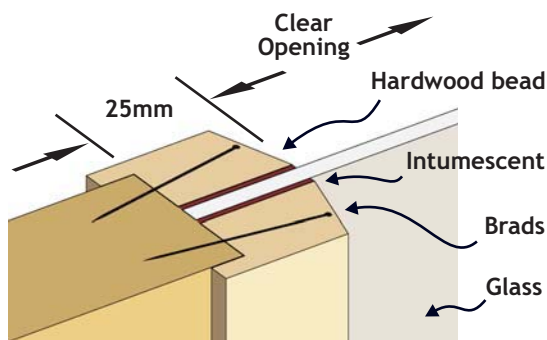
### VISION PANELS

#### FRR up to NZFD30, Hinged and Double Acting

Where clear opening size exceeds  $0.065\text{m}^2$  per leaf, insulation = 0 unless insulated glass is selected



Any number of vision panels are permitted subject to the above clearances between visible glass and leaf edges.  
Circular glazing permitted (not insulated).  
Note:  $285\text{mm}$  dia =  $0.065\text{m}^2$ .

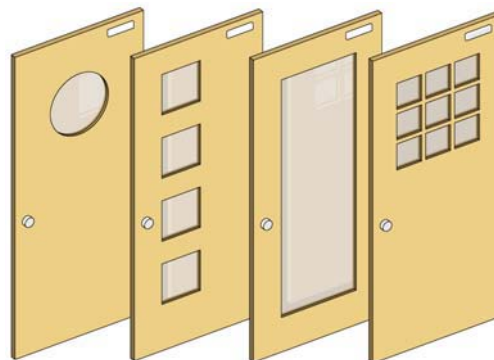


Clear Opening Maximum Dimensions	Safety Grade (NZS4223)
6mm GeorgianWired Glass 950mm H x 600mm W	B
6mm Robax (Tinted)* 850mm H x 550mm W	---
6mm Firelite (Tinted)* 550mm H x 550mm W	---
6mm Pyran (Clear) 1700mm H x 600mm W	A
Insulated (Clear) Special fixing and bead details. Available with sub-divided panes. 1550mm H x 550mm W	A

Confirm design acceptability to NZS 4223 and NZS4232 Part 2.

\*Upgrade to Grade A with 3M Scotchshield Ultra 400. (Ph 0800-200798)

Note: Consider latchset location in relation to vision panel cut-out. Minimum clearance from lock body is 58mm.



Also available from  
**Metalbilt, Auckland**  
 Ph: 09-828 1167, Fx: 09-828 6358  
**Metalbilt, Wellington**  
 Ph: 04-568 2933, Fx: 04-568 7337  
**Metalbilt, Christchurch**  
 Ph: 03-338 2600, Fx: 03-338 4386

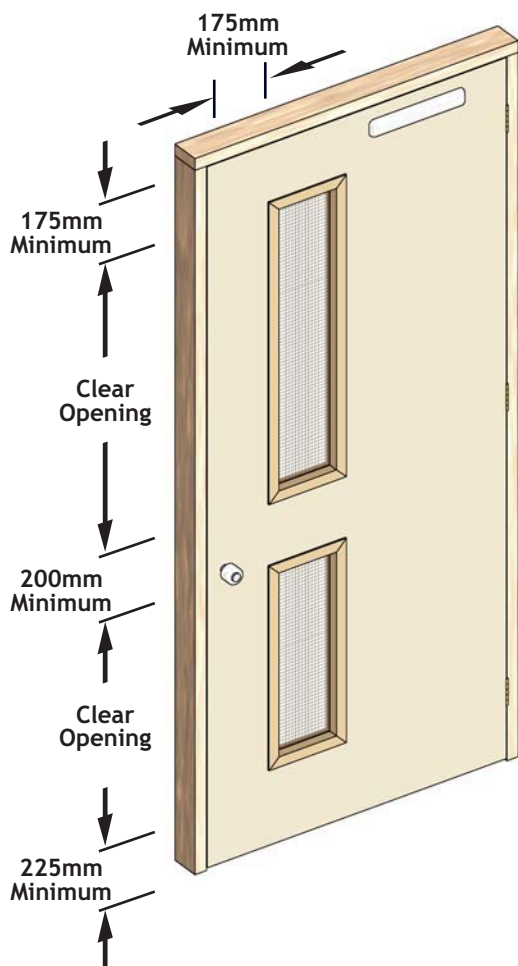
**NZ FIRE DOORS**  
 PO Box 12709, Auckland 1642  
 89 Gavin Street, Ellerslie  
 Ph: 09-579 8895  
 Fx: 09-579 2933  
 Email: sales@nzfiredoors.co.nz  
 www.nzfiredoors.co.nz  
 Norfolk Building Products Limited

## NZFD FIRE RATED DOORSETS SYSTEM GUIDE

### VISION PANELS

#### NZFD45 and NZFD60, Hinged and Double Acting

Where clear opening size exceeds  $0.065\text{m}^2$  per leaf, insulation = 0 unless insulated glass is selected



Multiple vision panels permitted subject to **combined area** not exceeding maximums stated.

#### Clear Opening Maximum Dimensions

Safety  
Grade  
(NZS4223)

6mm Georgian Wired Glass  
840mm H x no more than  
50% of leaf width.

B

5mm Firelite (Tinted)\*  
750mm high x no more than  
50% of leaf width.

---

6.5mm Pyran (Clear)  
750mm high x no more than  
50% of leaf width.

A

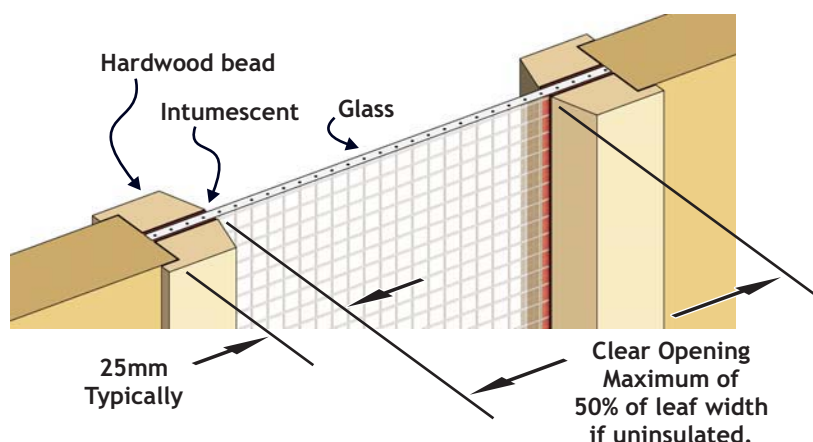
Insulated (Clear)  
670mm H x 370mm W

A

Confirm design acceptability to  
NZS 4223 and NZS4232 Part 2.

\*Upgrade to Grade A with 3M Scotchshield  
Ultra 400. (Ph 0800-200798)

Note: Consider latchset location in  
relation to vision panel cut-out.  
Minimum clearance from lock body  
is 100mm.



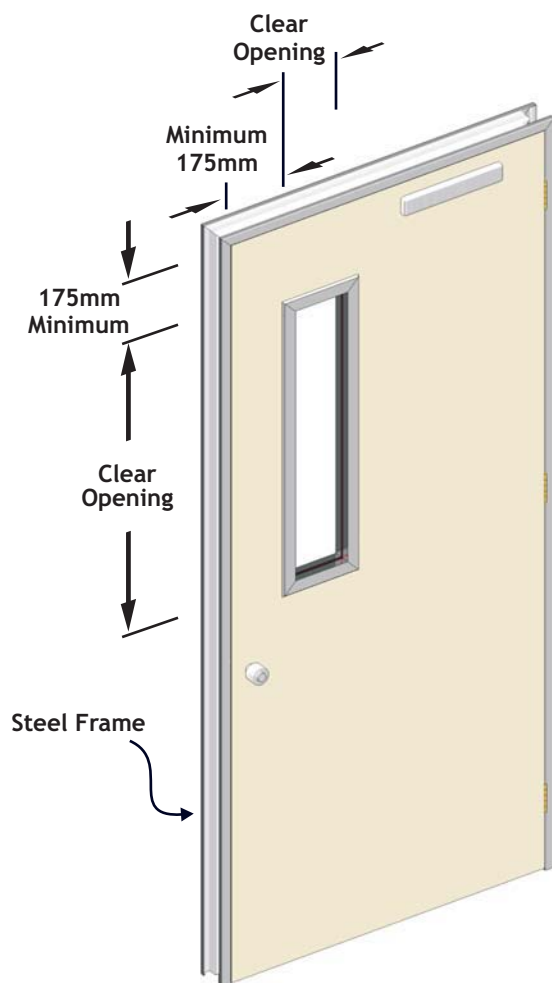
Also available from  
Metalbilt, Auckland  
Ph: 09-828 1167, Fx: 09-828 6358  
Metalbilt, Wellington  
Ph: 04-568 2933, Fx: 04-568 7337  
Metalbilt, Christchurch  
Ph: 03-338 2600, Fx: 03-338 4386

**NZ FIRE DOORS**  
PO Box 12709, Auckland 1642  
89 Gavin Street, Ellerslie  
Ph: 09-579 8895  
Fx: 09-579 2933  
Email: sales@nzfiredoors.co.nz  
www.nzfiredoors.co.nz  
Norfolk Building Products Limited

## NZFD FIRE RATED DOORSETS SYSTEM GUIDE

### VISION PANELS\* NZFD60E to NZFD240E

Where clear opening size exceeds  
0.065m<sup>2</sup> per leaf, insulation = 0



#### Clear Opening Maximum Dimensions

**Safety  
Grade  
(NZS4223)**

NZFD60E	
6mm Georgian Wired Glass	B
650mm H x 600mm W - Steel bead	
600mm Diameter - Steel bead	
(Note: 285mm dia. = 0.065m <sup>2</sup> )	
6.5mm Pyran (Clear)	A
750mm H x 150mm W	

#### NZFD60E to NZFD240E

6mm Robax Glass in Steel bead**	---
5mm Firelite in Steel bead**	---
(a) 750mm H x 150mm W	
(b) 285mm Diameter	

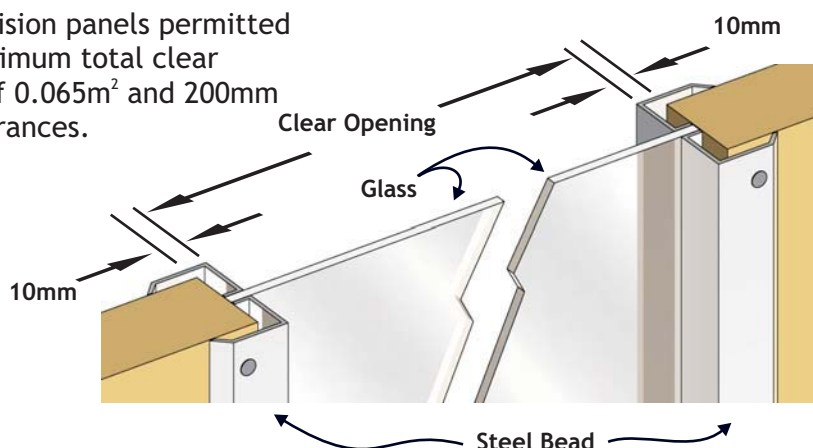
Confirm design acceptability to NZS 4223  
and NZS4232 Part 2.

Note: Consider latchset location in relation  
to vision panel cut-out. Minimum clearance  
from lock body is 100mm.

\* Includes double acting doors (E Series)  
up to -/120/30.

\*\*Upgrade to Grade A with 3M Scotchshield  
Ultra 400. (Ph 0800-200798).

Multiple vision panels permitted  
up to maximum total clear  
opening of 0.065m<sup>2</sup> and 200mm  
bead clearances.



Also available from  
Metalbilt, Auckland  
Ph: 09-828 1167, Fx: 09-828 6358  
Metalbilt, Wellington  
Ph: 04-568 2933, Fx: 04-568 7337  
Metalbilt, Christchurch  
Ph: 03-338 2600, Fx: 03-338 4386

**NZ FIRE DOORS**  
PO Box 12709, Auckland 1642  
89 Gavin Street, Ellerslie  
Ph: 09-579 8895  
Fx: 09-579 2933  
Email: sales@nzfiredoors.co.nz  
www.nzfiredoors.co.nz  
Norfolk Building Products Limited